

## INTRODUCTIONS

1. Designed as a general purpose filter with an IEC 5x20mm fuse holder providing effective EMI suppression for both common and differential mode noise.
2. All part numbers are UL recognized, CSA certified and VDE approved.

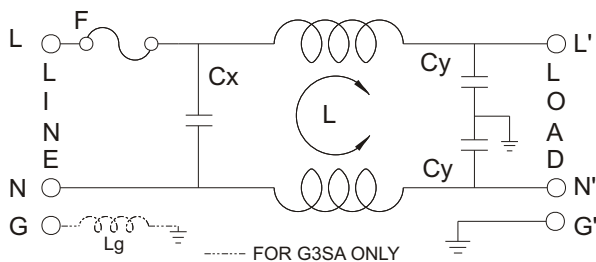
## COMPONENTS

PART NO.	Cx (uF)	L (mH)	Cy (pF)	Lg (mH)
02BEEG3H	0.1	2.4	3300	-
04BEEG3H		2.8		
04BEEG3S	0.015			
04BEEG3SA	0.1	0.7	2200	0.4
06BEEG3H		1.3	3300	-

## MINIMUM INSERTION LOSS IN dB

COMMON MODE (L-G) IN 50 OHM SYSTEM						
CURRENT RATING	FREQUENCY-MHz					
	.15	.50	1.0	5.0	10	30
2A	25	35	40	55	55	55
4A	26	30	40	50	55	45
4A(S)	26	30	40	50	55	45
6A	20	30	35	50	55	45
DIFFERENTIAL MODE (L-L) IN 50 OHM SYSTEM						
2A	6	15	25	40	45	45
4A	6	15	25	40	45	45
4A(S)	1	5	12	30	40	40
6A	6	15	20	40	45	45

## ELECTRICAL SCHEMATIC



## MECHANICAL CONSTRUCTION



EG3H, EG3S

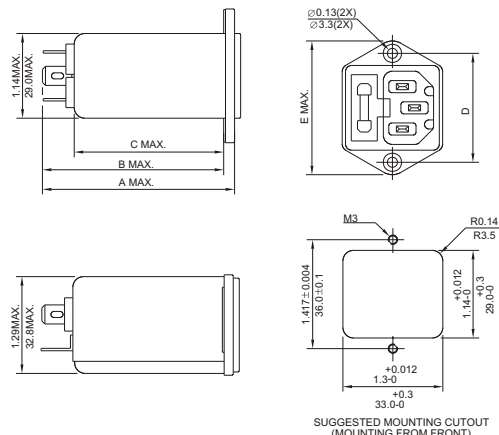
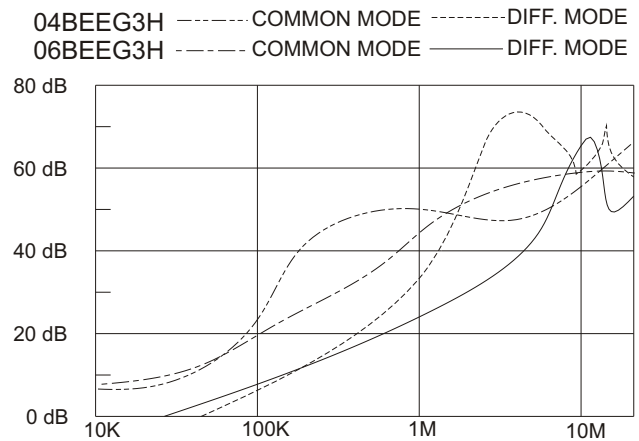
## SPECIFICATIONS

1. Maximum leakage current each line-to-ground @ 115VAC 60Hz: 0.25mA @ 250VAC 50Hz: 0.45mA
2. Hipot rating (one minute) line-to-ground: 2250VDC line-to-line: 1450VDC
3. Operating frequency: 50/60Hz
4. Rated voltage: 115/250VAC

## SERIES DIMENSIONS

DELTA PART NO.	STYLE	DIMENSIONS IN INCHES/mm				
		A	B	C	D	E
02BEEG3H	EG3H					
04BEEG3H	EG3H	2.56 65.0	2.42 61.5	2.00 50.8	1.417 35.99	1.75 44.5
06BEEG3H	EG3H					
04BEEG3S/A	EG3S	2.25 57.2	2.1 53.3	1.65 41.91		

## INSERTION LOSS (TYPICAL)



UNIT: INCH  
mm